
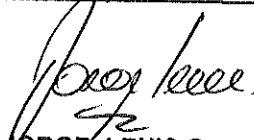


INSTITUCION UNIVERSITARIA ESCUELA NACIONAL DEL DEPORTE
INFORME DE EJECUCION DEL PRESUPUESTO DE INGRESOS
JULIO 31 DE 2018

DESCRIPCION	PRESUPUESTO DEFINITIVO	RECAUDO EFECTIVO ACUMULADO	CUENTAS POR COBRAR	TOTAL EJECUCION	% EJECUCION	SALDO PRESUPUESTAL
INGRESOS DE LOS ESTABLEC. PUBLICOS	52,011,967,000	30,610,067,222	3,161,918,601	33,771,985,823	65	18,239,981,177
INGRESOS CORRIENTES	44,131,289,000	24,598,007,948	3,161,918,601	27,759,926,549	63	16,371,362,451
NO TRIBUTARIOS	27,066,675,000	14,224,551,953	3,161,918,601	17,386,470,553	64	9,680,204,447
TASAS Y DERECHOS	27,066,675,000	14,224,551,953	3,161,918,601	17,386,470,553	64	9,680,204,447
TASAS Y DERECHOS	27,066,675,000	14,224,551,953	3,161,918,601	17,386,470,553	64	9,680,204,447
VENTA DE SERVICIOS EDUCATIVOS	27,066,675,000	14,224,551,953	3,161,918,601	17,386,470,553	64	9,680,204,447
VENTA DE SERVICIOS	27,066,675,000	14,224,551,953	3,161,918,601	17,386,470,553	64	9,680,204,447
TRANSFERENCIAS	17,064,614,000	10,373,455,995	0	10,373,455,995	61	6,691,158,005
DE ENTIDADES DESCENT. NALES	15,064,614,000	10,373,455,995		10,373,455,995	69	4,691,158,005
RECURSOS CREE	2,000,000,000	0		0	0	2,000,000,000
RECURSOS DE CAPITAL	7,880,678,000	6,012,059,274	0	6,012,059,274	76	1,868,618,726
RECURSOS DEL CREDITO	6,000,000,000	6,000,000,000		6,000,000,000	100	0
BANCA COMERCIAL	6,000,000,000	6,000,000,000		6,000,000,000	100	0
OTROS RECURSOS DE CAPITAL	1,880,678,000	12,059,274	0	12,059,274	1	1,868,618,726
RENDIMIENTOS OPERACIONES FINANCIEROS	30,000,000	12,059,274		12,059,274	40	17,940,726
UTILIDADES Y EXCEDENTES FINANCIEROS	1,850,678,000	0		0	0	1,850,678,000
TOTAL	52,011,967,000	30,610,067,222	3,161,918,601	33,771,985,823	65	18,239,981,177


JOSE FERNANDO ARROYO
Rector


PATRICIA MARTINEZ
Vicerectora Financiera



JORGE LENIS C.
Prof. Universitario


SONIA L. ROSERO D.
Directora Técnica

INSTITUCION UNIVERSITARIA ESCUELA NACIONAL DEL DEPORTE
INFORME DE EJECUCION DEL PRESUPUESTO DE GASTO
JULIO 31 DE 2018


DESCRIPCION	PRESUPUESTO DEFINITIVO	PAGO EFECTIVO	OBLIGACIONES POR PAGAR	TOTAL EJECUCION	% EJEC.	SALDO PRESUPUESTO
FUNCIONAMIENTO	12,552,798,000	6,436,543,507	107,218,009	6,543,761,516	52.13	6,009,036,484
SERVICIOS PERSONALES	5,195,653,000	2,566,142,219	69,495,045	2,635,637,264	50.73	2,560,015,736
SERVICIOS PERSONALES ASOC. A LA NÓMINA	3,081,031,000	1,288,089,096	44,620,033	1,332,709,129	43.26	1,748,321,871
SUELDOS PERSONAL DE NOMINA	2,364,248,000	997,178,236	0	997,178,236	42.18	1,367,069,764
BONIFICACION SERV-PRESTADOS	68,957,000	41,507,257	0	41,507,257	60.19	27,449,743
BONIFICACIÓN ESP POR RECREACION	13,135,000	7,906,145	0	7,906,145	60.19	5,228,855
VACACIONES	154,892,000	92,927,446	0	92,927,446	59.99	61,964,554
HORAS EXTRAS Y DIAS FESTIVOS	8,000,000	7,998,117	0	7,998,117	99.98	1,883
PRIMA DE NAVIDAD	220,016,000		0		0.00	220,016,000
PRIMA DE SERVICIOS	101,384,000	77,100,065	0	77,100,065	76.05	24,283,935
PRIMA DE VACACIONES	105,608,000	63,471,830	0	63,471,830	60.10	42,136,170
INDEMNIZACION VACACIONES	44,791,000		44,620,033	44,620,033	99.62	170,967
SERV PERSONALES INDIRECTOS	1,126,501,000	885,075,318	3,508,777	888,584,095	78.88	237,916,905
HONORARIOS	644,716,000	526,649,506	2,985,777	529,635,283	82.15	115,080,717
REMUNERACION SERVICIOS TECNICOS	481,785,000	368,425,812	523,000	368,948,812	74.50	122,836,188
CONTRIBUCIONES INHERENTES A LA NÓMINA	988,121,000	392,977,805	21,366,235	414,344,040	41.93	573,776,960
AL SECTOR PÚBLICO	177,095,000	97,971,500	0	97,971,500	55.32	79,123,500
APORTES PREVISIÓN SOCIAL	96,284,000	64,740,000	0	64,740,000	67.24	31,544,000
PENSIONES	93,435,000	61,894,200	0	61,894,200	66.24	31,540,800
INSTITUTO DE SEGUROS SOCIALES ISS	93,435,000	61,894,200	0	61,894,200	66.24	31,540,800
SALUD PUBLICO	2,849,000	2,845,800	0	2,845,800	99.89	3,200
APORTES PARAFISCALES	80,811,000	33,231,500	0	33,231,500	41.12	47,579,500
INST-COLOMBIANO DE BIENESTAR FAMILIAR	80,811,000	33,231,500		33,231,500	41.12	47,579,500
AL SECTOR PRIVADO	811,026,000	295,006,305	21,366,235	316,372,540	39.01	494,653,460
APORTES PREVISIÓN SOCIAL	703,278,000	266,516,005	21,366,235	277,882,240	39.51	426,395,760
FONDOS CESANTIAS	238,351,000	89,934,605	21,366,235	111,300,840	46.70	127,050,160
FONDOS DE PENSIONES	198,550,000	50,906,800	0	50,906,800	25.64	147,643,200
APORTES SERVICIOS MÉDICOS - POS	204,474,000	80,785,700	0	80,785,700	39.51	123,688,300
RIESGOS PROFESIONALES	61,903,000	34,888,900	0	34,888,900	56.36	27,014,100
CAJA DE COMPENSACIÓN FAMILIAR	107,748,000	38,490,300	0	38,490,300	35.72	69,257,700

GASTOS GENERALES	7,120,140,000	3,870,401,288	37,722,964	3,908,124,252	54.89	3,212,015,748
ADQUISICION DE BIENES	2,040,199,000	1,269,916,071	18,875,044	1,288,791,115	63.17	751,407,885
ADQUISICION DE SERVICIOS	4,945,054,000	2,599,630,817	18,847,920	2,618,478,737	52.95	2,326,575,263
IMPUESTOS Y MULTAS	134,887,000	854,400	0	854,400	0.63	134,032,600
TRANSFERENCIAS CORRIENTES	237,005,000	0	0	0	0.00	237,005,000
OTRAS TRANSFERENCIAS	237,005,000	0	0	0	0.00	237,005,000
CUOTA DE AUDITAJE	137,005,000	0	0	0	0.00	137,005,000
SENTENCIAS Y CONCILIACIONES	100,000,000	0	0	0	0.00	100,000,000
INVERSION	37,259,168,000	8,062,842,321	472,451,878	8,535,294,199	22.91	28,723,873,801
INFRAESTRUCTURA	8,256,718,000	186,804,268	30,250,300	217,054,668	2.63	8,039,663,432
DOTACIÓN	2,808,917,000	71,138,778	2,419,200	73,557,978	2.62	2,735,359,022
RECURSO HUMANO	20,821,318,000	7,300,962,499	274,508,187	7,575,470,686	36.38	13,245,847,314
INVESTIGACIÓN Y ESTUDIOS	2,474,307,000	162,489,802	8,784,800	171,274,602	6.92	2,303,032,398
ADMINISTRACION DEL ESTADO	85,280,000	0	0	0	0.00	85,280,000
INTERNACIONALIZACION	430,258,000	87,000,000	0	87,000,000	20.22	343,258,000
PROYECCION SOCIAL	456,094,000	26,463,000	39,894,000	66,357,000	14.55	389,737,000
MEJORAMIENTO CENTRO DE PRACTICAS Y SER	398,317,000	33,203,000	2,493,000	35,696,000	8.96	362,621,000
MEJORAMIENTO CENTRO PRACTICAS Y SERVIC	906,139,000	119,700,974	99,936,391	219,637,365	24.24	686,501,635
ACREDITACION DE ALTA CALIDAD	621,820,000	75,080,000	14,166,000	89,246,000	14.35	532,574,000
SERVICIOS DE LA DEUDA	2,200,001,000	1,168,406,012	0	1,168,406,012	53.11	1,031,594,988
AMORTIZACION	1,700,001,000	966,666,669	0	966,666,669	56.86	733,334,331
INTERESES	500,000,000	201,739,343	0	201,739,343	40.35	298,260,657
TOTAL	52,011,967,000	15,667,791,840	579,669,887	16,247,461,727	31.24	35,764,605,273


JOSE FERNANDO ARROYO VALENCIA
Rector


PATRICIA MARTINEZ
Vicerectora Financiera


MARLENI RODRIGUEZ R.
Prof. Universitario


SONIA L. ROSERO D.
Directora Técnica